



US00D557647S

(12) **United States Design Patent** (10) **Patent No.:** **US D557,647 S**  
**Parenti** (45) **Date of Patent:** **\*\* Dec. 18, 2007**

(54) **LICENSE PLATE FRAME** D437,815 S \* 2/2001 Lyon ..... D12/193

(76) Inventor: **Steve Parenti**, 36425 Newark Blvd.,  
Newark, CA (US) 94560 \* cited by examiner

(\*\*) Term: **14 Years** *Primary Examiner*—Stacia Cadmus

(21) Appl. No.: **29/269,965** (74) *Attorney, Agent, or Firm*—John P. Wooldridge

(22) Filed: **Dec. 11, 2006** (57) **CLAIM**  
The ornamental design for a license plate frame, as shown and described.

(51) **LOC (8) Cl.** ..... **12-16** **DESCRIPTION**

(52) **U.S. Cl.** ..... **D12/193**

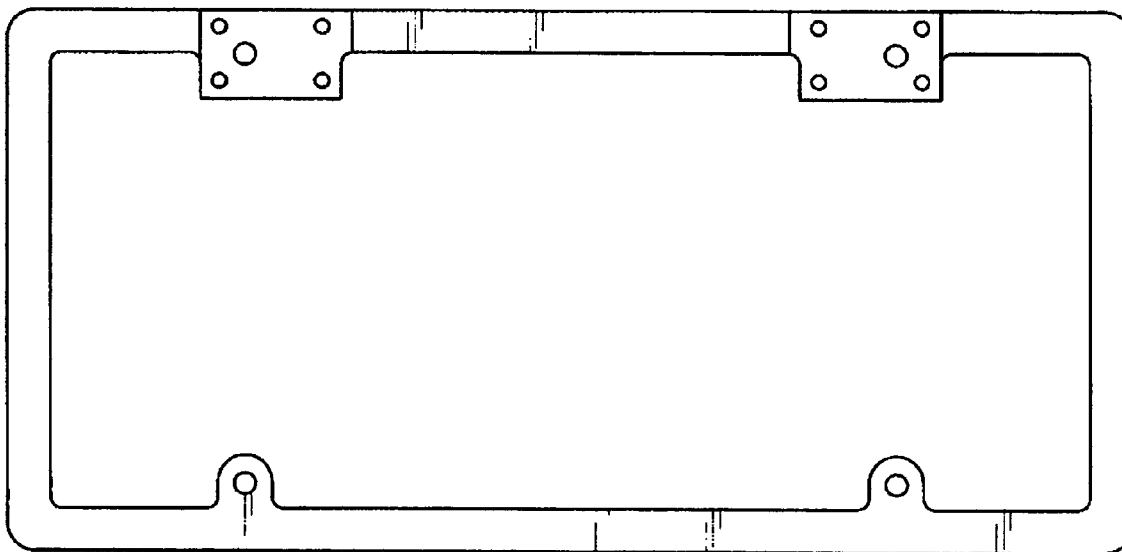
(58) **Field of Classification Search** ..... D12/193;  
D6/300–303, 310–314; 40/200–203, 207–216  
See application file for complete search history.

(56) **References Cited**  
U.S. PATENT DOCUMENTS

D281,490 S *	11/1985	Lien	.....	D12/193
D396,439 S *	7/1998	Turnquest	.....	D12/193
D413,847 S *	9/1999	Hartmann et al.	.....	D12/193
D413,848 S *	9/1999	Doerr	.....	D12/193

FIG. 1 is a front view showing my design;  
FIG. 2 is a back view thereof;  
FIG. 3 is a top view; thereof;  
FIG. 4 is a bottom view thereof;  
FIG. 5 is a left side view thereof; and,  
FIG. 6 is a right side view thereof.  
The broken line showing of environment is for illustrative purposes only and forms no part of the claimed design.

**1 Claim, 3 Drawing Sheets**



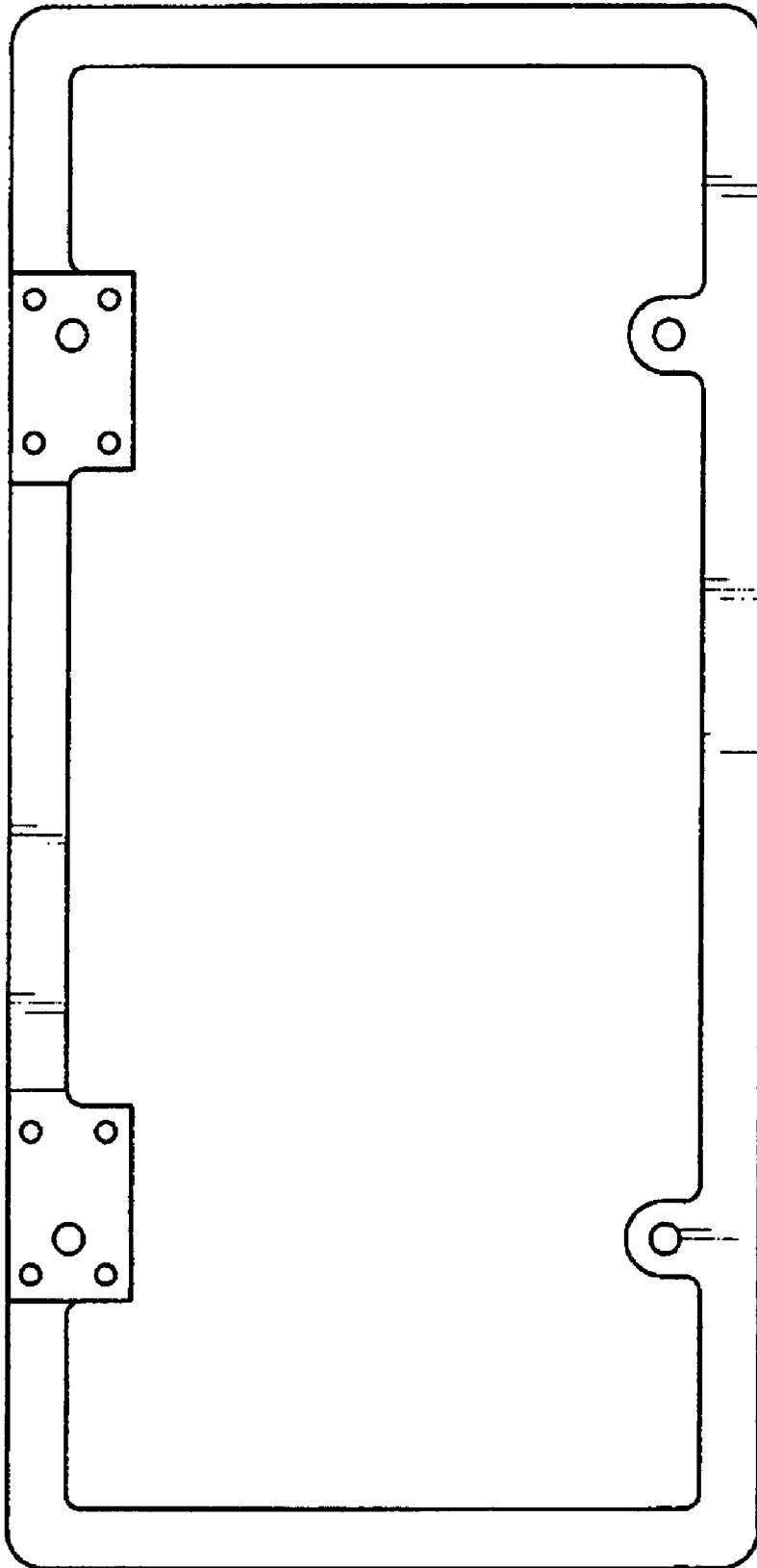


FIG. 1

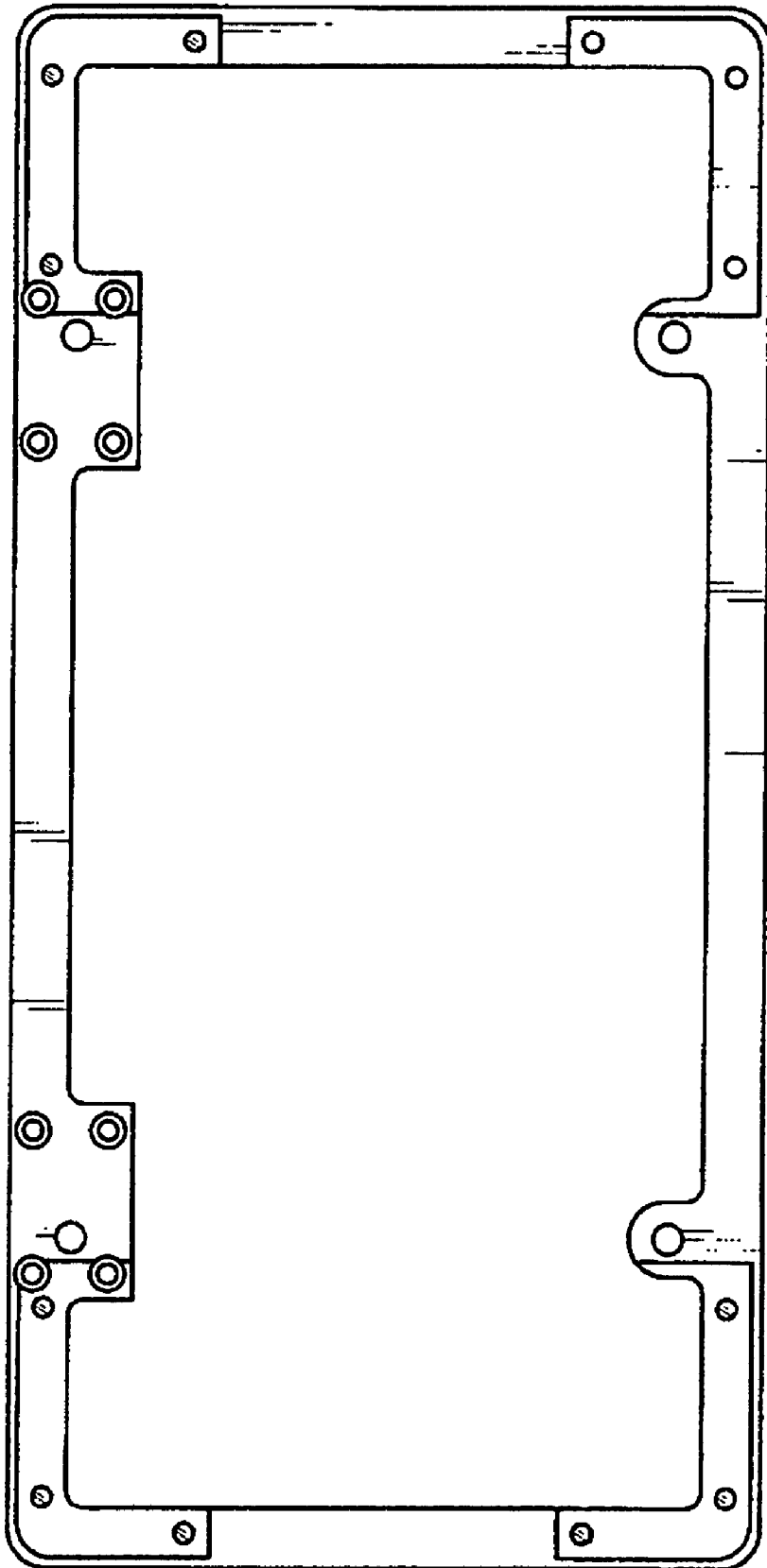


FIG. 2



FIG. 3



FIG. 4

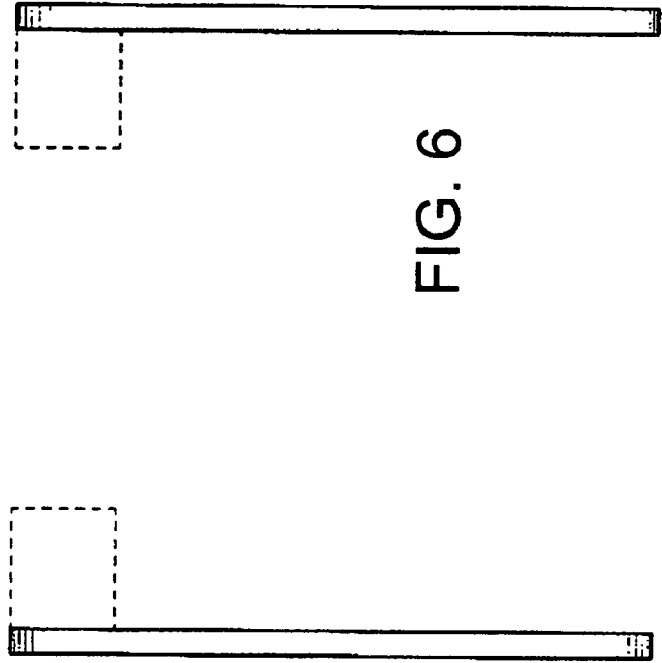


FIG. 6

FIG. 5